

PRODUCT SPECIFICATIONS



Date:

August, 2018

Description:

LandCruiser 79 SmartBar Single Cab

Application:

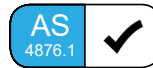
Toyota LandCruiser 79 9/2016+ Single Cab

Fitting:

Minimum 2.5 Hours (Non Winch)
Minimum 3.5 Hours (Winch)

Available:

Now



Product Specification

Toyota have released the a new version of the venerable 79 Series LandCruiser, which features some small changes in the visual appearance and the chassis of the vehicle. The team at SmartBar have been developing a new bracket kit to suit the 79 Series single cab, which is now available.

Designed for the 79 Series LandCruiser as a full bumper replacement, SmartBar's Vehicle Frontal Protection System (VFPS) perfectly complements the design and shape of the vehicle, while providing unparalleled safety.

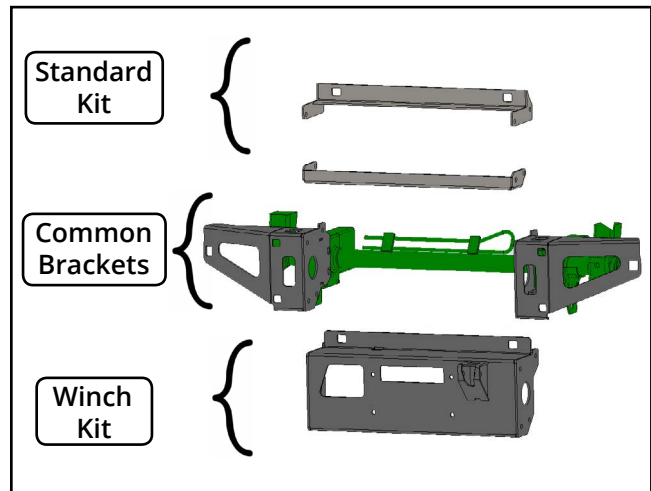
Suitable for the workmate, GX and GXL Single Cab, the SmartBar is engineered to be the lightest bull bar available; offering even more protection and safety for vehicle owners and importantly, pedestrians.

Protection & Styling Characteristics:

- Meets full Australian Standard AS 4876.1-2002. Including section 3.2 Road User Protection
- Weight savings provide improved fuel economy and reduced tyre, suspension and brake wear when compared to other alternatives
- Fitted Weight of **11.5kg for Non Winch**
- Fitted Weight of **21.5kg for Winch**
- Bumper replacement, easily fitted
- Superior frontal protection, due to the impact absorbing hollow construction
- Air Bag Compatible
- Supplied with two aerial mounts
- Antenna mount location on loops of the bar, up to 4 available
- High Lift Jack point (Winch Only-Passenger side)
- Supplied with clear lens turn indicators
- UV stabilised polymer for durability and corrosion resistance
- Styled to maintain the Vehicle's aesthetics
- Proudly designed and manufactured in Australia
- Minimal maintenance
- Minimal repair costs after impact
- Manufactured from environmentally friendly, recyclable polyethylene polymer
- Available in Black, for large order quantities other colours are available
- Accommodates a large range of spotlights
- Winch bar Accommodates up to 10,000lb Winch (please refer overlead for winch compatibility)
- SmartBar adds approximately 235mm to overall length of the vehicle
- Compatible with ARB Recovery Point
- Optional Accessories:
 - Radiator Protection Kit
 - Dune Flag Mount Bracket
 - LED Indicator Kit
- SmartBar is tested to ensure a HIC (Head Injury Criteria) figure is well below the Australian Standard rating of 1500, so pedestrians have a much higher probability of surviving an impact


Chassis Mounts:

The chassis mounts for the LandCruiser 79 series SmartBar are designed to be easily fitted to the vehicle, reducing fitting time. The bracket design allows a user to swap between a winch kit and standard kit just by replacing a single bracket.



Pedestrian Safety:

SmartBar's have been tested and proven to be less likely to cause serious injury to pedestrians than other alternatives. This is due to the hollow construction which allows the bar to absorb most of the impact along with the unique and specifically designed polymer material.



Driving Light Mounts:

The SmartBar is supplied with an accessory bracket to mount driving lights, light bars and other accessories.

See overleaf for further details on light fitment.



Winch Mount with High Lift Jack:

The SmartBar winch bracket is compatible with winches up to 10,000lb, and incorporates a high lift jack point on the passenger side of the vehicle. See page 6 for full winch details.



Antenna Mounts:

There are antenna mounts incorporated on the top loops of the bull bar. The SmartBar is supplied with a two antenna mounts (000-AMB6 and 000-AMB12).

Additional antenna mounts can be purchased:

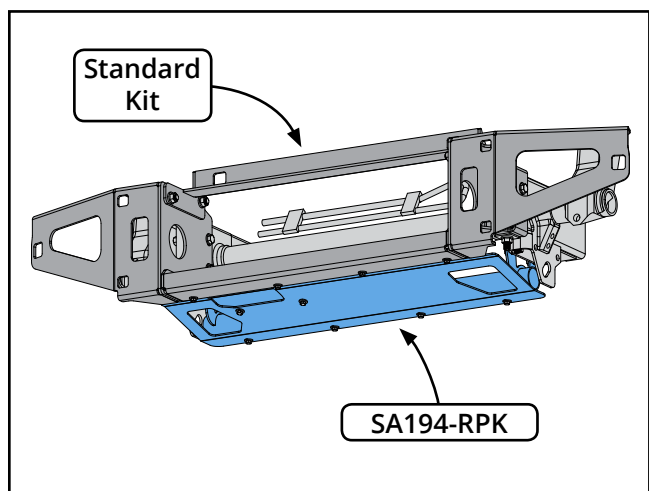
000-AMB6- **MM1241** (horizontal mount)
 000-AMB12- **MM26504** (vertical mount)



Radiator Protection Kit:

An additional radiator protection kit is available for the 79 series SmartBar. This kit easily attaches to both the winch kit and standard kit, and provides additional protection for the underside of the vehicle. The Radiator Protection Kit is available for separate purchase.

Part number: **SA195-RPK**
 Fitment time: 30min
 Weight. 7.5kg to Kit



LED Indicators:

Increase the visibility and longevity of the indicators in the SmartBar by replacing the incandescent bulbs with the LED's.

The LED indicators are available for separate purchase.

Part Number: **TP48667**

Fitment time: 30min



Flag Mount:

To mount Flags and large antenna on the 79 series SmartBar the additional kit 000-FMB1 kit is available for separate purchase.

Part Number: **SA000FMB1**

Fitment time: 15min



Winch Model Fitment:

The winch bracket kit accommodates the following winches:

- Warn M8000, XD9000 and XP9.5.
- Warn ZEON 8, 8-S, 10 and 10-S.
- Warn ZEON Platinum 10 and 10-S.
- Warn Tabor 10,000lb
- Warn Magnum 8,000lb and 10,000lb
- Bushranger DV-9TH, DS9.5TH and Seal 9.5TH

The SmartBar is supplied with an accessory bracket that mounts to the bar in front of the grille. In some cases, the winch control box can be mounted on the accessory bracket or relocated to the engine bay.

Depending on the winch, the clutch handle will be accessible from either underneath the bar, or through the front of the winch bracket.

Additional fit kits are required depending on the winch being fitted:

- Warn Zeon and Zeon Platinum fitment requires the Warn Part number W89965 Short wiring kit. This kit allows relocation of the control box to the accessory bracket.
- Warn ZEON Platinum fitment may require part No. W94288 Enhanced Signal Kit.



Light Model Fitment:

The SmartBar accommodates the following Lights:

ARB Intensity:

- ARB Intensity 21

Bushranger Night Hawk lights:

- NHP180 (S&D) (180mm Round LED light)
- NHS055-NHS245 (5.5 inch to 17 inch light bars)

IPF Lights:

- 800 rectangular HID Series
- 800 rectangular Series
- 801 Xtreme LED Sport Series
- 868 Series

Narva:

- Explora LED Light Bar 22" Double Row (SA120LBK required)

NOTE: If a control box is fitted to spotlight bracket this may restrict the lights that will fit in the SmartBar.



PART NUMBER MATRIX



SMARTBAR TOYOTA LANDCRUISER 79 SERIES SINGLE CAB

		2.5 Hours	3.5 Hours	SmartBar Non Winch	SmartBar Winch	SmartBar Galv Kit ²	SmartBar Mine Spec ³ Galv Kit	Radiator Protection Kit ⁴	LED Indicator Kit (Optional)	Flag Mount (Optional)	LED Light Bar Kit (Optional) ⁵	
Fitting Time		2.5 Hours	3.5 Hours	SmartBar Non Winch	SmartBar Winch	SmartBar Galv Kit ²	SmartBar Mine Spec ³ Galv Kit	Radiator Protection Kit ⁴	LED Indicator Kit (Optional)	Flag Mount (Optional)	LED Light Bar Kit (Optional) ⁵	
SmartBar Non Winch												
	Model (Guide Only)											
Standard	WorkMate	SA120BL194				SA120BL194G	SA120BL198G	SA195-RPK	TP48667	SA000FMB1	SA120LBK	
With flares	¹ GX, GXL	SA122BL194				SA122BL194G	SA122BL198G	SA195-RPK	TP48667	SA000FMB1	SA120LBK	
SmartBar Winch												
	Model (Guide Only)											
Standard	WorkMate		SA120BL195			SA120BL195G		SA195-RPK	TP48667	SA000FMB1	SA120LBK	
With flares	¹ GX, GXL		SA122BL195			SA122BL195G		SA195-RPK	TP48667	SA000FMB1	SA120LBK	

Please note:

- The SmartBar is only available in Black. Other colours are available for large quantity orders, contact SmartBar for more info.
- ¹ Troop Carriers do not have flares on any models.
- ² SmartBar with Galvanized Bracket kit for added corrosion resistance.
- ³ Mine Spec SmartBar sits further out from the front of the vehicle for more clearance between the bar and the vehicle.
- ⁴ The radiator protection kit is not compatible with the Mine spec kit.
- ⁵ LED Light Bar Kit is only required for mounting Narva LED Light Bar. Narva LED Light Bar does not interfere with Warn XD9000 control box.