

PRODUCT SPECIFICATIONS

**Publication Date:**

January, 2021

Description:

Jeep Wrangler JL StealthBar
Jeep Gladiator JT StealthBar

Application:

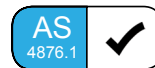
Jeep Wrangler JL 06/19+
Jeep Gladiator JT 06/20+

Fitting:

Min 2 Hours Non-PS (Winch)
Min 2.5 Hours PS (Winch)
Refer Matrix for Accessory Fit up

Available:

Now



Product Specification

The all new Jeep Wrangler JL and Gladiator JT are designed for the real off-roader in mind, with its iconic design and unparalleled 4x4 capabilities its the perfect choice. SmartBar's StealthBar has been designed to complement the vehicle styling, while maintaining all of the factory accessories and all the while providing unparalleled safety and off-roading capability.

The StealthBar's Vehicle Frontal Protection System (VFPS) is a full bumper replacement and is designed to suit models with standard plastic bumper and steel bumper with and without the parksense package.

The StealthBar is engineered to be the lightest and safest VFPS available; offering even more protection and safety for vehicle owners and importantly pedestrians.

Protection & Styling Characteristics:

- Meets full Australian Standard AS 4876.1-2002. Including 3.2 Road User Protection
- Weight savings provide improved fuel economy and reduced tyre, suspension and brake wear when compared to other alternatives
- Compatible with the Jeep Wrangler JL and Jeep Gladiator JT
- Fitted Weight of **25kg** (factory plastic bumper vehicles) **23kg** for European StealthBar
- StealthBar adds 50mm to vehicle length
- 38° approach angle at centre
- Air Bag Compatible
- Bumper replacement, easily fitted
- AHC Structure (Absorbing Hollow Core) provides superior frontal protection
- See matrix for fog light compatibility
- See matrix for tow point compatibility
- Fits original plastic skid plate (some trimming required see instructions for detail)
- UV stabilised polymer for durability and corrosion resistance
- Styled to maintain the vehicle's aesthetic
- Proudly designed and manufactured in Australia
- Minimal maintenance
- Minimal repair costs after impact
- Manufactured from environmentally friendly, recyclable polyethylene polymer
- Available in black as standard, other colours available for large order quantities
- Accommodates up to 10,000lb winch
- Accommodates a large range of spotlights and light bars
- High Lift Jack point available as an option
- Compatible with front parking sensors
- Top Filler Kit required for non-winch fitment (SA222TFK)
- Optional Flip Up number plate required if fitting a winch (3500630)
- Freight Information: 1900mm x 450mm x 400mm - 38kg
- All variants winch compatible

Complete Bumper Replacement:


The Stealthbar is a full bumper replacement designed to maintain the aesthetic of the Jeep Wrangler JL and Jeep Gladiator JT.

All brackets have been tested and comply with Vehicle Air Bag compatibility, Winch Maximum Pull Exertion and Australian Safety Standards.



Pedestrian Safety:

StealthBar's have been tested and proven to be less likely to cause serious injury to pedestrians than other alternatives. This is due to the hollow construction along with the unique and specifically designed co-polymer material which allows the bar to absorb most of the impact.



Parking Sensors:

Vehicles fitted with parking sensors have the parking sensors relocated to the bar using our custom injection moulded mounting bezels.

Refer Matrix for Parking Sensor compatible StealthBars.



Other Variants:

Compatible with the Jeep Gladiator JT, steel bumper models will require other fit kits.

See product matrix for further details.



Accessories Mount:

The StealthBar is supplied with an accessory bracket to mount driving lights, light bars, aerials and other accessories.

For further details on light fitment see page 9.



Winch Mount:

The StealthBar winch bracket kit is compatible with winches up to 10,000lb.

Warn Zeon fitment requires chassis end plate modification, refer to fitting instructions for more information.

See page 8 for full winch details.



Flip up number plate:

Optional Flip Up number plate required if fitting a winch.

ARB Part Number: 3500630



Top Filler Kit:

Top filler kit used to fill the area occupied by a winch when fitted.

Top Filler Kit required for non-winch fitment.

Part Number: SA222TFK



High Lift Jacking point

The StealthBar winch bracket kit fits the removable High Lift Jack point, both sides.

High Lift Jack point sold as optional extra.

Part number: SAHLJ2



OE Foglights:

Compatible with original fog lights for Sport and Overland models (factory plastic bumper vehicles).

For steel bumper variants, the aftermarket fog light kit below is required.

Part Number: SA223FLK



Original plastic skid plate:

Fits original plastic skid plate (some trimming required refer to fitting instructions for more information).

For models fitted with a steel bumper and steel skid plate, the replacement skid plate kit below is required.



Replacement skid plate:

For models fitted with a steel bumper and steel skid plate, the replacement steel skid plate is required.

Part Number: SA223SPK

For American Rubicon models which have High Clearance Fender Flares, the below steel skid plate is required.

Part Number: SA223SHK



Original Tow Point:

Accepts the original lower tow loop from Sport, Sport S and Overland models.

For models fitted with a steel bumper with top tow hooks, the replacement tow point kit below is required.



Replacement Tow Point:

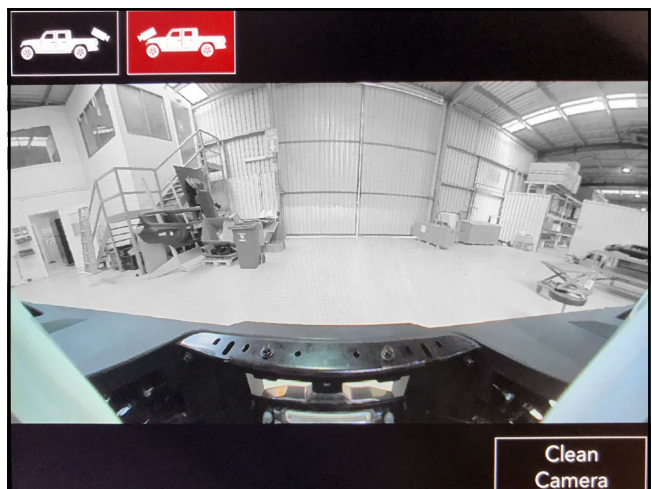
For models fitted with a steel bumper with top tow hooks, the replacement tow point kit is required. Contains 1 tow point, can be fitted to either RH side or LH side.

Part Number: SA223TPK



Compatible with TrailCam:

Compatible with the factory forward-facing TrailCam Off-Road camera, the StealthBar will be more prominent on screen than the OE bumper.



Winch Model Fitment:

This winch compatible StealthBar accommodates the following winches:

- Warn ZEON 8, 8-S, 10, 10-S
- Warn ZEON Platinum 10 and 10-S
- Warn Magnum 10lb
- Warn M8000, XD9000, XP9.5 and XDC 9.5
- Warn Evo 10 and 10-s
- Bushranger Revo 10lb
- Smittybilt X20 10lb
- A flip up number plate bracket is required when SmartBars are fitted with a winch, ARB Part number 3500630.



Light Model Fitment:

This model of SmartBar accommodates the following Lights:

ARB Intensity and ARB Intensity V2:

- ARB Intensity 21
- ARB Intensity 32
- ARB Intensity AR40

Bushranger Night Hawk lights:

- VLI Series light bars
- VLI Series driving lights
- NHT055VLI - NHT245VLI

IPF Lights:

- 801/901 Xtreme Sport Series
- 800/900 HID Series
- 800/900 Series
- 900 Xtreme LED Sport Series
- 868/968 Series
- 930 Super Rally



PART NUMBER MATRIX



AUSTRALIAN VARIANTS ONLY

STEALTHBAR JEEP WRANGLER JL 06/19+

Fitting Time	2 hours	2.5 hours	2 hours	15 mins	30 mins	10 mins	5 mins	15 mins	Optional Flip Up number plate ⁴	Optional High Lift Jack Point ⁵
Jeep Wrangler JL Winch - Australian	Factory Plastic Bumper	Factory Front Park Sense	Factory Steel Bumper ^{1,2}	Top Filler Kit ³	Replacement Tow Point ^{2,6}	Replacement Skid Plate ^{2,7}	Replacement Fog Lights ^{2,8}	Replacement Skid Plate ^{2,7}	Replacement Fog Lights ^{2,8}	Optional High Lift Jack Point ⁵
Model (guide only)										
Standard plastic bumper non-parking sensor	SA222BL223	SA224BL223	SA222BL223	SA222TFK	SA222TFK	SA222TFK	SA222TFK	SA222TFK	SA222TFK	SAHLJ2
Standard plastic bumper parking sensor		SA224BL223	SA222BL223	SA222TFK	SA222TFK	SA222TFK	SA222TFK	SA222TFK	SA222TFK	SAHLJ2
Factory steel bumper option non-parking sensor ^{1,2}			SA222BL223	SA222TFK	SA222TFK	SA223TPK	SA223FLK	SA223SPK	SA223FLK	SAHLJ2

Please note:

¹ Rubicon is the only model with factory steel bumper option.

² Factory steel bumper option will require the following additional kits SA223TPK, SA223SPK & SA223FLK. Must be fitted at the same time as the StealthBar.

³ Top filler kit required if not fitting a winch, must be fitted at the same time as the StealthBar.

⁴ Required if winch is fitted.

⁵ Optional accessory required to allow high lift jack capabilities. Contains 1 jack attachment, can be fitted to either the RH side or LH side of winch frame. Must be removed when driving.

⁶ Required to replace factory top tow hooks fitted to OE Steel Bumper. Contains 1 tow point, can be fitted to either the RH side or LH side, must be fitted at the same time as the StealthBar. Can be used with any Jeep StealthBar.

⁷ Required to replace factory steel skid plate that joins to the OE steel bumper, must be fitted at the same time as the StealthBar.

⁸ Required to replace OE steel bumper flush mount fog lights, must be fitted at the same time as the StealthBar.

PART NUMBER MATRIX



AUSTRALIAN VARIANTS ONLY

STEALTHBAR JEEP GLADIATOR JT 06/20+

Fitting Time	2.5 hours	2 hours	15 mins	30 mins	10 mins	5 mins	15 mins	
	Front Park Sense	Factory Steel Bumper ^{1,2,3}	Top Filler Kit ⁴	Replacement Tow Point ^{3,7}	Replacement Skid Plate ^{3,8}	Replacement fog lights ^{3,9}	Optional Flip Up number plate ⁵	Optional High Lift Jack Point ⁶
Jeep Gladiator JT Winch - Australian	Model (guide only)							
Standard plastic bumper parking sensor	SA224BL223		SA222TFK				3500630	SAHLJ2
Factory steel bumper option non-parking sensor ^{2,3}		SA222BL223	SA222TFK	SA223TPK	SA223SPK	SA223FLK	3500630	SAHLJ2
Factory steel bumper standard non-parking sensor ^{1,3}		SA222BL223	SA222TFK	SA223TPK	SA223SPK	SA223FLK	3500630	SAHLJ2

Please note:

¹ Launch Edition comes standard with steel bumper.

² Rubicon is the only model with factory steel bumper option.

³ Factory steel bumper will require the following additional kits SA223TPK, SA223SPK & SA223FLK. Must be fitted at the same time as the StealthBar.

⁴ Top filler kit required if not fitting a winch, must be fitted at the same time as the StealthBar.

⁵ Required if winch is fitted.

⁶ Optional accessory required to allow high lift jack capabilities. Contains 1 jack attachment, can be fitted to either the RH side or LH side of winch frame. Must be removed when driving.

⁷ Required to replace factory top tow hooks fitted to OE Steel Bumper. Contains 1 tow point, can be fitted to either the RH side or LH side, must be fitted at the same time as the StealthBar. Can be used with any Jeep StealthBar.

⁸ Required to replace factory steel skid plate that joins to the OE steel bumper, must be fitted at the same time as the StealthBar.

⁹ Required to replace OE steel bumper flush mount fog lights, must be fitted at the same time as the StealthBar.

PART NUMBER MATRIX

EUROPEAN VARIANTS ONLY

STEALTHBAR JEEP WRANGLER JL¹ 10/18+

Fitting Time	2 Hours	2.5 Hours	15 mins	15 mins	Optional Flip Up number plate ⁴	Optional High Lift Jack Point ⁵
Jeep Wrangler JL Winch - European	Model (guide only)					
Standard plastic bumper non-parking sensor ²	SA271BL223	SA222TFK	SA222TFK	SA222TFK	3500630	SAHLJ2
Standard plastic bumper parking sensor ²	Sahara, Overland & Rubicon	SA273BL223	SA222TFK	SA222TFK	3500630	SAHLJ2

Please note:

- ¹ Jeep Gladiator JT not released in Europe at time of print.
- ² No factory steel bumper option for European vehicles at time of print.
- ³ Top filler kit required if not fitting a winch, must be fitted at the same time as the StealthBar.
- ⁴ Required if winch is fitted.
- ⁵ Optional accessory required to allow high lift jack capabilities. Contains 1 jack attachment, can be fitted to either the RH side or LH side of winch frame. Must be removed when driving.

PART NUMBER MATRIX



AMERICAN VARIANTS ONLY

STEALTHBAR JEEP WRANGLER JL 11/17+

Fitting Time	Plastic Bumper	2 Hours	2 hours	Factory Steel Bumper ^{1,2}	Top Filler Kit ³	15 mins	10 mins	30 mins	10 mins	5 mins	15 mins	Optional High Lift Jack Point ⁵
Jeep Wrangler JL Winch - American	Model (guide only)											
Standard plastic bumper non-parking sensor ⁷		SA222BL223		SA222BL223	SA222TFK	SA222TFK		SA223TPK			3500630	SAHLJ2
Standard plastic bumper non-parking sensor ^{6,7,8}				SA222BL223	SA222TFK	SA222TFK		SA223TPK	SA223SHK		3500630	SAHLJ2
Factory steel bumper option non-parking sensor ^{1,2}				SA222BL223	SA222TFK	SA222TFK		SA223TPK	SA223SHK	SA223FLK	3500630	SAHLJ2

Please note:

- ¹ Rubicon is the only model with factory steel bumper option.
- ² Factory steel bumper will require the following additional kits SA223CSK, SA223TPK, SA223SHK & SA223FLK. Must be fitted at the same time as the StealthBar.
- ³ Top filler kit required if not fitting a winch, must be fitted at the same time as the StealthBar.
- ⁴ Required if winch is fitted.
- ⁵ Optional accessory required to allow high lift jack capabilities. Contains 1 jack attachment, can be fitted to either the RH side or LH side of winch frame. Must be removed when driving.
- ⁶ Required for Rubicon models only as they come with High Clearance Fender Flares.
- ⁷ Required to replace factory top tow hooks. Contains 1 tow point, can be fitted to either the RH side or LH side, must be fitted at the same time as the StealthBar. Can be used with any Jeep StealthBar.
- ⁸ Required to replace factory steel skid plate that joins to the OE steel bumper. Will only fit on High Clearance Fender Flares, must be fitted at the same time as the StealthBar.
- ⁹ Required to replace OE steel bumper flush mount fog lights, must be fitted at the same time as the StealthBar.

PART NUMBER MATRIX



AMERICAN VARIANTS ONLY

STEALTHBAR JEEP GLADIATOR JT 04/19+

Fitting Time	2 Hours	2 hours	15 mins	10 mins	30 mins	10 mins	5 mins	15 mins	Optional High Lift Jack Point ⁵
Jeep Gladiator JT Winch - American	Plastic Bumper	Factory Steel Bumper ^{1,2}	Top Filler Kit ³	Chassis Spacer Kit ⁶	Replacement Tow Point ⁷	Replacement Skid Plate - High Clearance Fender Flare ⁸	Replacement fog lights ⁹	Optional Flip Up number plate ⁴	
Model (guide only)									
Standard plastic bumper non-parking sensor ⁷	SA222BL223		SA222TFK		SA223TPK			3500630	SAHLJ2
Standard plastic bumper non-parking sensor ^{6,7,8}	SA222BL223		SA222TFK	SA223CSK	SA223TPK	SA223SHK		3500630	SAHLJ2
Factory Steel Bumper Option non-parking sensor ^{1,2}		SA222BL223	SA222TFK	SA223CSK	SA223TPK	SA223SHK	SA223FLK	3500630	SAHLJ2

Please note:

- ¹ Rubicon is the only model with factory steel bumper option.
- ² Factory steel bumper will require the following additional kits SA223CSK, SA223TPK, SA223SHK & SA223FLK. Must be fitted at the same time as the StealthBar.
- ³ Top filler kit required if not fitting a winch, must be fitted at the same time as the StealthBar.
- ⁴ Required if winch is fitted.
- ⁵ Optional accessory required to allow high lift jack capabilities. Contains 1 jack attachment, can be fitted to either the RH side or LH side of winch frame. Must be removed when driving.
- ⁶ Required for Rubicon models only as they come with High Clearance Fender Flares.
- ⁷ Required to replace factory top tow hooks. Contains 1 tow point, can be fitted to either the RH side or LH side, must be fitted at the same time as the StealthBar. Can be used with any Jeep StealthBar.
- ⁸ Required to replace factory steel skid plate that joins to the OE steel bumper. Will only fit on High Clearance Fender Flares, must be fitted at the same time as the StealthBar.
- ⁹ Required to replace OE steel bumper flush mount fog lights, must be fitted at the same time as the StealthBar.