

TOYOTA HILUX STEALTHBAR MY24

Suits Toyota HiLux 01/2024 onwards



PRODUCT SPECIFICATIONS

Description:

Toyota HiLux StealthBar

Application:

Toyota HiLux MY24

Fitting Time:

Refer to matrix for accessory fitup

Fitted Weight:

28kg (Non-Winch)

36kg (Winch)

Dimensions:

Bar adds 120mm to vehicle length

Standards:

Meets AS 4876.1-2002.

Including 3.2 Road User Protection.

Available:

June 2024



Freight Information:

Non Winch-

Bar & Bracket Kit 1900mm L x 770mm W x 400mm H & 48kg

Winch-

Bar & Bracket Kit 1900mm L x 770mm W x 400mm H & 56kg

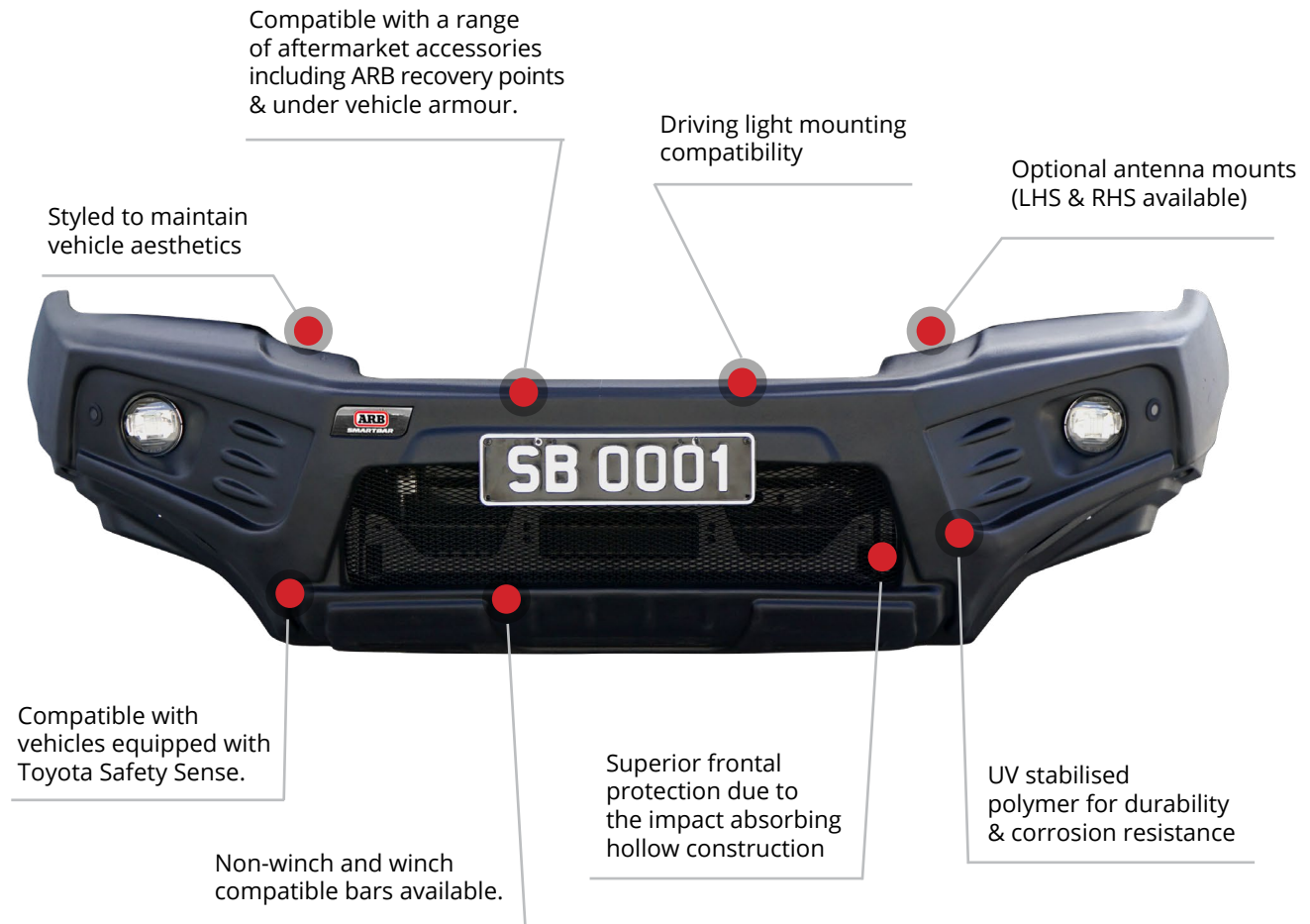


**PROUDLY
AUSTRALIAN MADE**

Toyota has released the new facelift models of the latest generation HiLux, reinvigorating the range with an updated bumper and grille design and the 48 Volt Mild Hybrid model.

The HiLux StealthBar has been tested and fitment is confirmed for the 2024+ facelift models Workmate, SR and SR5, the 48 Volt Mild Hybrid (see matrix for full model specific fitment information). Engineered to be the lightest and safest VFPS available, offering superior protection and safety for HiLux owners and pedestrians.

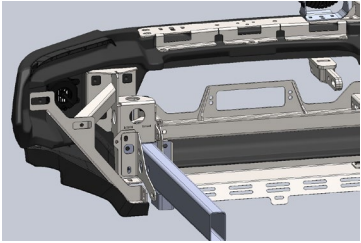
The StealthBar maintains all of the HiLux safety systems and driver aids such as the Lane Departure Assist and Lane Tracing (LDA), Pre-Collision System (PCS), Road Sign Assist (RSA) and Dynamic Radar Cruise Control (Adaptive Cruise) (DRCC). It continues to be compatible with front parking sensors and now has compatibility with front cameras.



- Bar available in black as standard. (Other colours available for larger order quantities.)

Safety Features

SmartBar puts safety at the forefront. Going above and beyond the Australian Safety Standards, to ensure the safety of the vehicle, occupants and pedestrians. StealthBars go through exhaustive testing, which proves the superiority of our impact resistant technology allowing us to confidently stand behind the quality and safety of our bull bars.



Chassis Mounts:

The chassis mount design comprises of a bracket construction which allows for three axis of adjustability, to achieve a solid and perfect fit every time.

All brackets have been tested and comply with Vehicle Air Bag, and Australian Safety Standards.



Pedestrian Safety:

SmartBar's have been tested to Australia's Pedestrian Safety ratings and proven to be less likely to cause serious injury to pedestrians than other alternatives. This is due to the hollow construction which allows the bar to absorb most of the impact along with the unique and specifically designed co-polymer material.

This StealthBar has passed the strict European requirements and has Emark approval for use in Europe.



Integrated Sensors:

The Toyota HiLux MY24 StealthBar is compatible with all Toyota Safety Sense radars and Driver Assistance Systems.

Toyota Safety Sense features include (but not limited to):

- Stability and traction control
- Pre-collision system and sensors
- Airbag sensors






Impact absorbing hollow construction means increased safety, and minimal repair costs after impact.


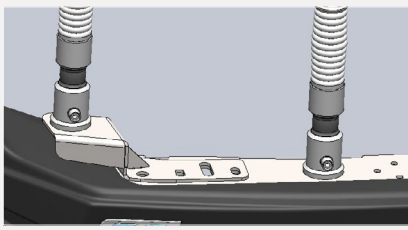


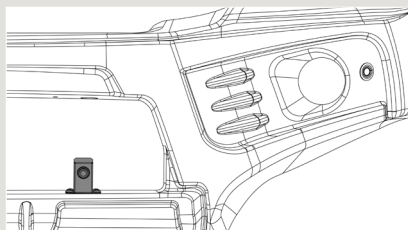
Manufactured from environmentally friendly, recyclable polyethylene polymer. UV stabilised polymer for durability and corrosion resistance and therefore minimal maintenance.

Lightweight design provides weight savings which improve fuel economy and reduce tyre, suspension and brake wear when compared to other alternatives.



Product Features

	Feature	Description	Included	Optional	Part Number
	Toyota Safety Sense	<p>The StealthBar is compatible with vehicles that are equipped with Toyota Safety Sense Technology, including:</p> <ul style="list-style-type: none"> -LDA: Lane Departure Assist and LaneTracing -PCS: Pre-Collision System -RSA: Road Sign Assist -DRCC: Dynamic Radar Cruise Control(Adaptive Cruise) 	✓		-
	Parking Sensors	<p>The StealthBar is compatible with the original Toyota front parking sensors.</p> <p>See matrix for details.</p>	✓		-
	Compatible with Under Vehicle Armour	All StealthBars are compatible with Smartbars Under Vehicle Armour and ARB Under Vehicle Protection.	-	-	-
	Winch Compatibility	<p>The Winch version StealthBar is compatible with winches rated up to 10,000lb.</p> <p>See page 7 for full winch details.</p>	✓ Winch bar model must be purchased.		<i>See matrix for part numbers.</i>
	Accessory Mounting	<p>The StealthBar is supplied with an accessory bracket to mount a range of driving lights and other accessories.</p> <p>For further details on light fitment see page 7.</p>	✓	-	-

	Feature	Description	Included	Optional	Part Number
	Compatible with Under Vehicle Recovery points	The StealthBar in both winch and non winch configurations, is compatible with the ARB recovery points to assist with vehicle recovery. Compatible with both left hand and right hand points.	-	-	-
	Antenna Mounts	Antenna / Sand Flag mounts are conveniently located in the centre of the StealthBar for a single antenna. Additional antenna mounts can be purchased separately and attached to the accessory bracket. Additional antenna mounts can be purchased: See Matrix for details.	✓ x 1	✓ x 2	<i>See matrix for details.</i>
	Underwing Panel Kit	The under wings are designed to provide even more protection to the under body of the Toyota HiLux outside of the chassis rails. The under wing panels are compatible with the ARB UVP, Under Vehicle Armour and ARB recovery points.	✓	-	-
	Fog Lights	The original factory HiLux fog lights are not compatible with the StealthBar. The StealthBar is supplied with infills as standard. Replacement Fog Lights are optional for Workmate and SR models. Replacement Fog Lights are required for SR5 models. See part matrix for details.	-	✓	<i>See matrix for details.</i>
	Camera Relocation Kit	There is now available a camera relocation kit to mount the front camera from the grille on the StealthBar.	-	✓	<i>See matrix for details.</i>

Accessory Compatibility

The listed products are compatible with this StealthBar. (Other products may suit this application).

LIGHTS			WINCHES				
Bushranger Night Hawk Lights	NHX180VLI - Night Hawk 7" VLI LED Driving Light	✓		Bushranger Winches	Bushranger REVO MKII Winch Wire & Synthetic - 10S - 10W	✓	
	NHX230VLI/VCT/VBP - Night Hawk 9" Variable Series LED Driving Lights	✓			Bushranger COVERT Winch Wire & Synthetic - 10S - 10W	✓	
ARB Intensity V2	AR21 ARB Intensity 21 AR32 ARB Intensity 32	✓		WARN	Warn M8000, XD9000, XP9.5 and XDC 9.5	✓	
	SJB36 ARB Intensity Solis SJB21 ARB Intensity Solis	✓			Warn ZEON 8, 8-S, 10, 10S	✓	
NACHO (driven by ARB)	PM611 Nacho Grande 4 Lo PM612 Nacho Grande 4 Hi PM661 Nacho Grande SAEJ581 PM616 Nacho Grande Supreme 100 PM615 Nacho Grande Supreme 150	✓			Warn ZEON Platinum 10, 10S	✓	
					Warn VR EVO 8, 8-S, 10, 10S	✓	



Important Note! To be compatible with the safety sense systems individual driving lights must have a minimum distance of 100mm between them. Light bar fitment to the spotlight mount is not recommended.

Additional fit kits are required depending on the winch being fitted:

- A flip up number plate bracket is recommended for standard size number plates when SmartBar's are fitted with a winch, ARB Part number 3500630.
- Warn ZEON Platinum fitment may require part No. W94288 Enhanced Signal Kit.



Important Note! Fitment of the control box the accessory bracket may interfere with Toyota Safety Sense technology. The control box needs to be mounted elsewhere.

Part Number Matrix

Model (Guide Only)	Part No.	Fitting Time	Required Parts				Optional Accessories									
			Required Fog Lights ³		Front Camera Relocation Kit ⁴		Optional Fog Lights ³		Optional Right Antenna Mount		Optional Left Antenna Mount		Optional High Lift Jack Point ²			
			Part No.	Fitting Time	Part No.	Fitting Time	Part No.	Fitting Time	Part No.	Fitting Time	Part No.	Fitting Time	Part No.	Fitting Time	Part No.	Fitting Time
4X2 TOYOTA HILUX																
4X2 WORKMATE (Narrow Body ¹ , Hi-rider & Low Rider)	Winch	-	-	-	-	-	-	-	-	-	-	-	-	-	-	-
	Non-Winch	-	-	-	-	-	-	-	-	-	-	-	-	-	-	-
4X2 WORKMATE (Wide Body, Hi-rider)	Winch	-	-	-	-	-	-	-	-	-	-	-	-	-	-	-
	Non-Winch	SA190BL190	3 Hrs	-	-	-	-	SA190-FLK	15 Mins	SA190AR	15 Mins	SA190AL	15 Mins	-	-	
4X2 SR, SR5³ (Wide Body, Hi-rider with parking Sensors)	Winch	-	-	-	-	-	-	-	-	-	-	-	-	-	-	-
	Non-Winch	SA274BL190	3 Hrs	SA190-FLK	-	SA190CRK ⁴	30 Mins	-	-	SA190AR	15 Mins	SA190AL	15 Mins	-	-	
4X4 TOYOTA HILUX																
4X4 WORKMATE & SR (Narrow Body) ¹	Winch	-	-	-	-	-	-	-	-	-	-	-	-	-	-	-
	Non-Winch	-	-	-	-	-	-	-	-	-	-	-	-	-	-	-
4X4 WORKMATE¹, SR (Wide Body)	Winch	SA190BL191 ⁵	4 Hrs	-	-	-	-	SA190-FLK	15 Mins	SA190AR	15 Mins	SA190AL	15 Mins	SAHLJ1	-	
	Non-Winch	SA190BL190	3 Hrs	-	-	-	-	SA190-FLK	15 Mins	SA190AR	15 Mins	SA190AL	15 Mins	SAHLJ1	-	
4X4 SR, SR5³ (Wide Body with parking sensors)	Winch	SA274BL191 ⁵	4 Hrs	SA190-FLK	-	SA190CRK ⁴	30 Mins	-	-	SA190AR	15 Mins	SA190AL	15 Mins	SAHLJ1	-	
	Non-Winch	SA274BL190	3 Hrs	SA190-FLK	-	SA190CRK ⁴	30 Mins	-	-	SA190AR	15 Mins	SA190AL	15 Mins	SAHLJ1	-	

Please note:

¹ Does not suit Narrow Body HiLux, the only 4x4 Narrow body is the Single-Cab SR and WorkMate

² Optional High Lift Jack Point compatible with winch kit only

³ SR5 and models with OE fog lights require SA190-FLK fog light kit

⁴ Required for SR5 and any model that features front camera

⁵ Flip up license plate brackets required for winch bars with standard height license plates.

⁶ StealthBar is not compatible with, Rogue or GR Sport models